

How to Sort and Dispose of Household Garbage

1P-2P



Reducing waste at home

Becoming a society that utilizes garbage instead of throwing it away

Let's aim to be a zero garbage society!



Let's use Shimane Eco Shops

Hi, I'm
Ecoppa-
kun



This is the symbol of
Shimane Eco Shop
certified stores.

- Shimane Eco Shop certified stores (Eco Shop/Gold Eco Shop) are stores that are actively working to reduce the amount of waste and recycle it into resources.
- These stores are eco-friendly, and are committed to "no over-wrapping," "collecting used containers," and "selling recycled products."
- Shimane Prefecture certifies this kind of shop as a Shimane Eco Shop.
- In Shimane Eco Shop certified stores, "Ecoppa-kun" stickers can be seen.
- Become an eco-friendly shopper just by actively using Shimane Eco Shop certified stores!

Let's start the 3Rs

① Reduce garbage

Reduce
SIMPLE PACKAGING

Refuse excessive wrapping



REFRAIN FROM USING
DISPOSABLE PRODUCTS



Paper cups

Disposable dishes Disposable chopsticks

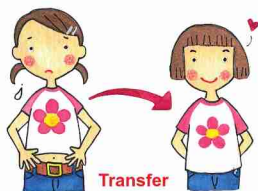
DO NOT LEAVE
MEALS UNFINISHED



② Reuse

Reuse

GIVE UNNECESSARY ITEMS
TO SOMEONE WHO NEEDS THEM



USE REFILL PRODUCTS



CHOOSE A BOTTLE THAT
CAN BE USED REPEATEDLY



③ Recycle

Recycle

USE RECYCLED PRODUCTS



Green Mark



Eco Mark

CORRECT WASTE SEPARATION



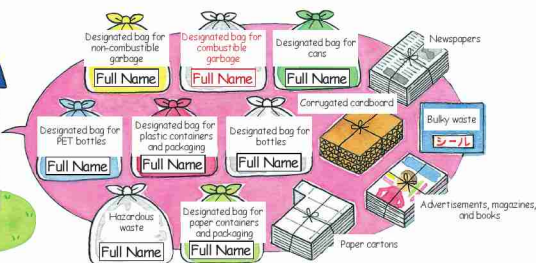
Garbage disposal unit

GARBAGE COMPOSTING

Rules for throwing out garbage!


1 Waste Separation

- Please make sure to separate waste properly.
- Please write down **the name of the district and your full name** on designated garbage bags.
- Blank bags cannot be collected.



2 Collection Schedule

- There is a fixed collection schedule for each type of garbage.
- Please take out the garbage by 8:00 am on the designated day.
- Garbage is collected even on public holidays.



3 Collection Sites

- Garbage cannot be collected unless it is placed in a designated collection site.
- Careless dumping of waste is illegal.
- Please place waste in the designated site in your area of residence.



Resources are recyclable!

Waste Segregation

Bottles

Cans

PET bottles

Plastic containers and packaging

Newspapers and inserts

Advertisements, magazines and books

Paper containers and packaging

Corrugated cardboard

Paper cartons

It can be recycled if separated properly !!

Recycling

Glass

Bottles, glass wool, tile / blocks, lightweight building materials, etc.

Metal

Reinforcing bars, aluminum cans, automobile parts, etc.

PET bottles

Clothes, carpet, plastic products, etc.

Plastic

Plastic products, gasification, and oil liquefaction

Used paper

Newspapers, corrugated cardboard, cardboard, toilet paper, etc.



About waste from the business sector

It is the responsibility of the business operator to handle this properly!

All waste generated by business activities should be properly handled by the company itself.

It cannot be collected via garbage stations!

Only household garbage can be collected. General industrial waste should be delivered directly to the facility, or else commission a disposal company for collection.

Please sort your garbage thoroughly!

Please sort your garbage thoroughly! If you are going directly to the Ochi Clean Center for collection, make sure to separate the waste thoroughly. If there is a large quantity of garbage at one time, contact via phone before bringing it in.

Combustible garbage

Kitchen waste

Cooking scraps, leftover food, shells, edible oil, etc.



- Drain off water before throwing out kitchen waste
- Convert the oil to disposable solid gel, or soak up oil with paper or fabric

Paper waste

Tissue, paper cups, paper diapers, heat-sensitive paper, photos, cigarette butts, etc.



- Remove dirt from diapers (paper diapers from medical facilities and disposable diapers from nursing facilities cannot be collected).

Plastic (other than plastic containers and packaging) and rubber

Toys (plastic), sponges, boots, rubber hoses, videotapes, etc.



- Long products such as rubber hoses should be cut to 80 cm or less.



Cloth

Clothes, stuffed animals, cushions, etc.



Leather products


Leather shoes, bags, wallets, belts, etc.



Trees

Wood chips, scrap lumber, chopsticks, fallen leaves, mowed grass, etc.

- Branches of wood, scrap lumbars, etc. should be small enough to fit into designated bags for combustible garbage



Under the Waste Management and Public Cleansing Law, using a simple incinerator or burning dead grass in a field is prohibited as a general rule.

- Put this in a designated bag for combustible garbage and dispose of it.
- It is the disposer's responsibility to write down **the name of the district and full name** on the designated garbage bag.
- Bags may break if waste is too heavy, so please make it sure that waste weighs no more than 10 kg.
- Please remove as much metal as possible.
- If the product is not properly sorted, it cannot be collected.



Recyclable garbage (used papers, paper cartons)



Newspaper and inserts

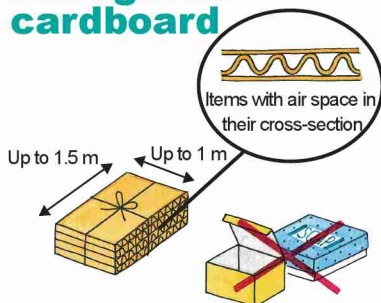


Advertisements, magazines, and books



Weekly magazines, paperbacks, notebooks, rice bags (paper), etc.

Corrugated cardboard



- Put paper boxes other than corrugated cardboard in a designated bag for paper containers and packaging

Paper cartons

Find this symbol to identify and sort items



Identifying mark for beverage paper cartons (some may not display)



- Wash and open the paper carton, and dry it before disposal.
- For items with aluminum foil on the inside, such as sake packs, put in a designated bag for paper containers and packaging and dispose of it.

If the following items are mixed, the product cannot be recycled. Please make it sure not to mix them.

- Gold letters/gold foil printing paper, heat-sensitive paper, oil paper, carbon paper, photos, waterproof paper, etc.



- Items other than paper: Metals, scotch tape, adhesive tape, films, etc.



- Tie using string into a cross shape, and ensure it is less than 10 kg.
- Do not use duct tape.
- Do not mix wet items.
- If the product is not properly sorted, it cannot be collected.



How to sort plastic / paper containers and packaging

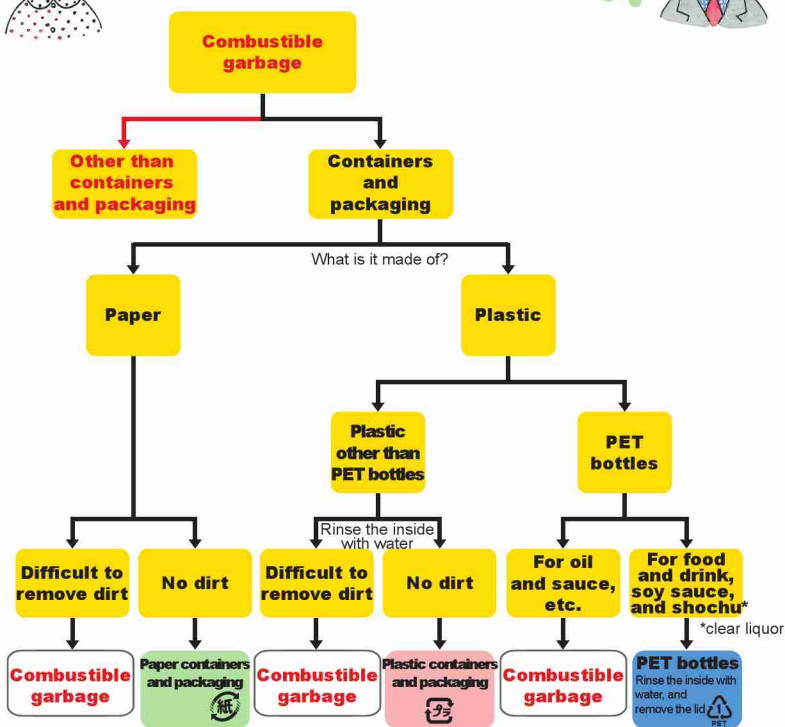
What do containers and packaging refer to?



How should I sort containers and packaging?

"Containers and packaging" in the Containers and Packaging Recycling Law refer to "containers or packaging of products that is not required when the product is consumed or separated from the product." Here, "containers" refer to something used to store the product (such as boxes or bags), and "packaging" refers to something used to wrap the product.

See the figure below for sorting plastic/paper containers and packaging as a reference.



- Containers and packaging that are contaminated with foreign matter (such as food or oil) cannot be recycled.
- **If it is difficult to remove dirt from containers and packaging, please throw it out as combustible garbage.**
- To promote the collection of resources, the designated bag for containers and packaging is cheaper than that of combustible garbage.
- We ask for the cooperation of all residents.

Recyclable garbage (paper containers and packaging)

**Find this symbol
to identify and
sort items**



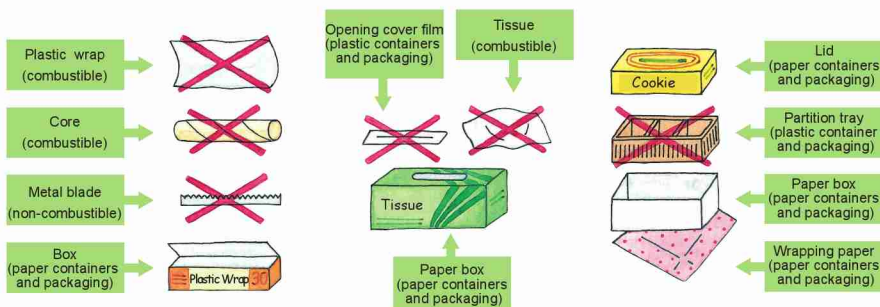
Containers and bags, etc. that
hold products with a "paper" mark.
(Some may not display the symbol directly
on the product)



(e.g.) Plastic wrap

(e.g.) Tissue

(e.g.) Confectionery box



Reducing waste
Eco Shop
Let's start the 3Rs

Rules for throwing out
garbage
About recyclable garbage
About waste from
the business sector

Combustible garbage

Used papers,
paper cartons
How to separate
containers and
packaging

Containers and
packaging (paper)

Containers and
packaging (plastic)

Bottles
Cans
PET bottles

Non-combustible
Hazardous waste
Bulky waste

Garbage items
in alphabetical order

Unrecyclable garbage
Hazardous waste
recycling
Computers



① Remove the contents from the inside and remove all foreign matter other than the paper.



- Remove foreign matter such as plastics and put them into a designated bag for plastic containers and packaging and dispose of it.



- If the paper is used to wrap chewed gum, put it in a designated bag for combustible garbage and dispose of it.

② For cups, etc., rinse the inside with water and drain the water.

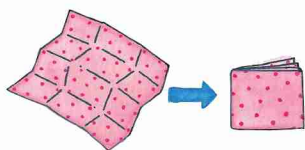


- Drain the water after washing.

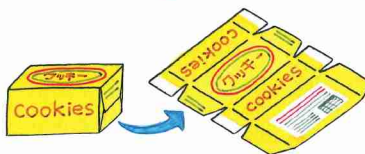


- If dirt such as food scraps cannot be removed, put it into a designated bag for combustible garbage and dispose of it.

③ Put it into a bag by crushing or folding it.



- Fold the wrapping paper



- Open the box and crush it

- Put it into a designated bag for paper containers and packaging.
- It is the disposer's responsibility to write down **the name of the district and full name** on the designated garbage bag.
- Do not put corrugated cardboard or paper cartons into a designated bag for paper containers and packaging.
- If it is difficult to remove the dirt, please put it into a designated bag for combustible garbage and dispose of it.
- If the product is not properly sorted, it cannot be collected.



Recyclable garbage (plastic containers and packaging)

Find this symbol
to identify and
sort items

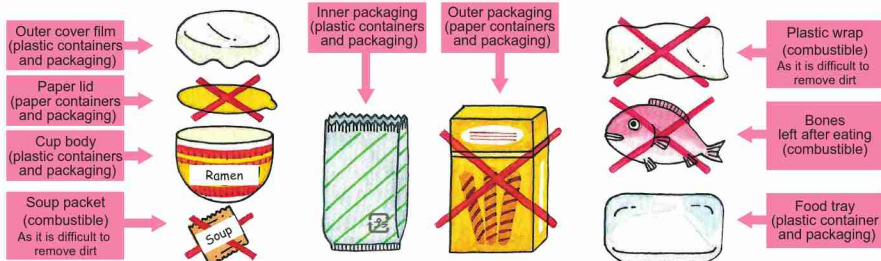


Containers and bags, label, etc. bearing
a "plastic" mark
(Some may not display the symbol directly
on the product)



(e.g.) Cup noodle container (e.g.) Confectionery
containers

(e.g.) Food tray



Reducing waste
Eco Shop
Let's start the 3Rs

Rules for throwing out
garbage
About recyclable garbage
the business sector

Combustible garbage

Used papers,
paper cartons
How to separate
containers and
packaging

Containers and
packaging (paper)

Containers and
packaging (plastic)

Bottles
Cans
PET bottles

Non-combustible
Hazardous waste
Bulky waste


Garbage items
in alphabetical order

Unacceptable garbage
recycling
Computers

Designated bag for
plastic containers
and packaging

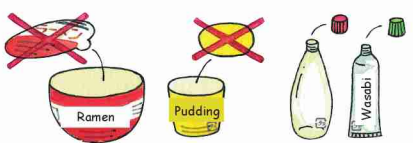
Full Name

① Use up the contents and empty it out



- Remove foreign matter other than plastic.

② Remove the lid




- For paper lids, wash and place in a designated bag for paper containers and packaging
- For plastic lids, wash and place in a designated bag for paper containers and packaging

③ Rinse the inside with water and drain the water



- Rinse the inside with water if the inside is dirty.
- Drain the water after washing.

④ Cut the tubes with scissors and dispose of it



- If there is a part where contents cannot be removed, cut this out and put it in a designated bag for combustible garbage
- Rinse the inside with water if dirt can be removed
- Drain the water after washing.

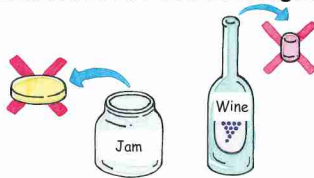
- Put it into a designated bag for plastic containers and packaging.
- It is the disposer's responsibility to write down **the name of the district and full name** on the designated garbage bag.
- If the item is wet, please drain it before disposal.
- If it is difficult to remove the dirt, please put it into **a designated bag for combustible garbage** and dispose of it.
- If the product is not properly sorted, it cannot be collected.

Designated bag for
plastic containers
and packaging

Full Name

Recyclable garbage (bottles)

Transparent bottles, brown bottles, black bottles, blue bottles which contained foods and beverages



Remove the lid and sort correctly.



- Bottles of cosmetics and oil and broken bottles are put into designated bags for non-combustible garbage and disposed of.
- Bottles of pesticides should be returned to the distributor.
- Beer bottles and 1.8-liter bottles should be returned to the distributor if possible.
- **Remove the cap and rinse the inside with water.**
- The ring of the cap and the label can be disposed of with the bottle.
- For plastic caps, place in a designated bag for plastic containers and packaging; for metal caps, place in a designated bag for non-combustible garbage and dispose of.

Recyclable garbage (cans)

Find this symbol to identify and sort items



Cans of juice and beer, cans of laver seaweed or candy, etc. (Some items, such as canned foods, may not display the label)



Less than 25 cm



- For cans which contained oil and are thus dirty, place into a designated bag for non-combustible garbage and dispose.
- The height of the can should be less than 25 cm. (If 25 cm or more, put in a designated bag for non-combustible garbage)
- Don't include foreign matter such as cigarette butts.
- **Rinse the inside with water.**
- Leave it uncrushed and dispose.

Recyclable garbage (PET bottles)

Find this
symbol to
identify
and
sort items

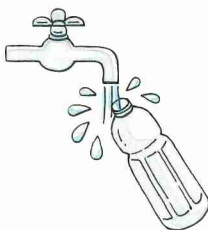


Items that contained tea, juice,
soy sauce, or shochu (clear liquor)

(If it contained oil or sauce, put it in
a designated bag for combustible
garbage and dispose of it)



Cap rings can be
disposed of together
with bottles



Place in a designated
bag for plastic containers
and packaging and dispose of

Place in a designated
bag for plastic containers
and packaging and dispose of

- Do not remove the inner plug of the PET bottle for soy sauce or handle of the shochu (clear liquor) bottle.
- Rinse the inside with water.
- Remove the cap, place in a designated bag for plastic containers and packaging and dispose of it.
- Remove the label, place in a designated bag for plastic containers and packaging and dispose of it.
- Do not cut, crush, or color it before disposing.



- Put cans, bottles, and PET bottles into the designated bags.
- It is the disposer's responsibility to write down the name of the district and full name on the designated garbage bag.
- Do not put in a cardboard box, etc.
- Drain the water after washing.
- If the product is not properly sorted, it cannot be collected.



Reducing waste
Eco Shop
Let's start the 3Rs

Rules for throwing out
garbage
About recyclable garbage
About waste from
the business sector

Combustible garbage

Used papers,
paper cartons
How to separate
containers and
packaging

Containers and
packaging (paper)

Containers and
packaging (plastic)

Bottles
Cans
PET bottles

Non-combustible
Hazardous waste
Bulky waste

Garbage items
in alphabetical order

Unrecyclable garbage
From appliance
Compliments

Non-combustible garbage



Glass and ceramics Metals

Plate glass, cups, cosmetics bottles, rice bowls, mirrors, etc.



- Wrap the broken glass with newspapers, etc. (*Label as "キケン" (dangerous) on a designated bag for non-combustible garbage)

Pans, frying pans, spray cans, knives, needles, razors, etc.



Wrap it with newspaper, etc.

- For sprays, use up the contents and be sure to poke a hole through
- For lighters, use up the contents
- Knives, needles, and razors should be wrapped with newspaper, etc. (*Label as "キケン" (dangerous) on a designated bag for non-combustible garbage)

Small electric appliances

Dryers, irons, cameras, clocks, etc.



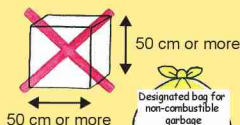
- Remove dry batteries

Others

Glasses, pots, toys (containing metal), etc.



- Please put it in a designated bag for non-combustible garbage and dispose of it.
- It is the disposer's responsibility to write down **the name of the district and full name** on the designated garbage bag.
- Items 50 cm or more in length are collected as bulky waste.
- If the product is not properly sorted, it cannot be collected.



Hazardous waste

Dry battery

- Put only dry batteries in a transparent bag so that the contents are visible
- Label as "有害ごみ" (hazardous waste) on the bag



Mercury thermometers

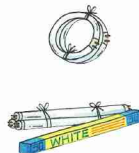
- Put only clinical thermometers and thermometers containing mercury in a transparent bag so that the contents are visible.
- Label as "有害ごみ" (hazardous waste) on the bag



- Place in a transparent bag so that the contents are visible.
- It is the disposer's responsibility to write down **the name of the district and full name** on the designated garbage bag.
- Please have the distributor collect any button batteries.

Fluorescent tube

- Tie using string or place in the box used at time of purchase



Bulky waste

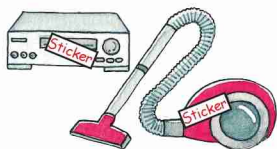
Bedding and matting

Futons and carpets, etc.



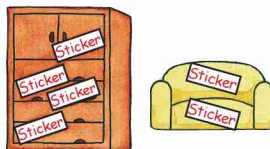
Electric appliances

VCRs, vacuum cleaners, rice cookers, electric fans, etc.



Furniture

Chests, chairs, dressers, etc.



- Spring mattresses should be collected by a specialized service

Others

Stoves, bicycles, gas water heaters, clothes boxes, etc.



- Remove fuel and dry batteries from the stove.

Estimated handling fee per item

1 sticker

- VCR
- Rice cooker
- Electric fan
- Vacuum cleaner
- Microwave
- Baby buggy
- Plastic clothes box etc.

2 stickers

- Electric carpet
- Carpet
- Tabletop sewing machine
- Stove etc.

3-4 stickers

- Steel desk
- Chest
- Bed (without bedsprings) etc.

- Please affix one sticker per 10 kg.
- Disassemble the products as much as possible.
- Refrigerators, freezers, TVs, washing machines, clothes dryers, and air conditioners are to be recycled, so please ask the distributor to collect them.



Reducing waste
Eco Shop
Let's start the 3Rs

Rules for throwing out
garbage
About recyclable garbage
the business sector

Combustible garbage

Used papers
paper cartons
How to separate
containers and
packaging

Containers and
packaging (paper)

Containers and
packaging (plastic)

Bottles
Cans
PET bottles

Non-combustible
Hazardous waste
Bulky waste

Garbage items
in alphabetical order

Unacceptable garbage
recycling
Computers

Garbage Items in Japanese Alphabetical Order

	ITEM	TYPE	HOW TO DISPOSE	NOTES
あ	Ice pop - bag	Plastic containers and packaging	Designated bag	Do not leave any contents
	Ice pop - stick and spoon	Combustible	Designated bag	
	Ice cream - paper cup	Paper containers and packaging	Designated bag	Rinse the inside and drain the water
	Ice cream - plastic cup	Plastic containers and packaging	Designated bag	
	Ice cream - outer box	Paper containers and packaging	Designated bag	
	Iron	Non-combustible	Designated bag	
	Ironing board (in a bag)	Non-combustible	Designated bag	If it does not fit into the bag, treat as bulky waste
	Empty can (for beverages)	Cans	Designated bag	Rinse the inside and drain the water
	Empty bottle (for beverages)	Bottles	Designated bag	Remove the lid, rinse the inside and drain the water
	Accessories	Non-combustible	Designated bag	
	Accordion curtain	Bulky waste	Sticker	Affix one sticker per 10 kg
	Seasoned laver - container (cans)	Cans	Designated bag	Do not leave any contents
	Seasoned laver - container (plastics)	Plastic containers and packaging	Designated bag	Rinse the inside and drain the water
	Adapter	Non-combustible	Designated bag	
	Oil can and bottle	Non-combustible	Designated bag	
	Rain gutter	Bulky waste	Sticker	Affix one sticker per 10 kg
	Candy - outer bag (plastic)	Plastic containers and packaging	Designated bag	Do not leave any contents
	Candy - wrap and individual bag (paper)	Paper containers and packaging	Designated bag	Do not leave any contents
	Candy - wrap and individual bag (plastic)	Plastic containers and packaging	Designated bag	Do not leave any contents
	Album	Combustible	Designated bag	Remove the metal fittings (treat as non-combustible waste if unremovable)
	Aluminum product (with food)	Combustible	Designated bag	
	Aluminum product ("tempura guard")	Non-combustible	Designated bag	
	Aluminum foil - candy bag	Combustible	Designated bag	
	Aluminum foil	Combustible	Designated bag	
	Aluminum foil - core	Combustible	Designated bag	
	Aluminum foil - blade	Non-combustible	Designated bag	
	Aluminum foil - box	Paper containers and packaging	Designated bag	
	Safety boots	Non-combustible	Designated bag	
	Antenna	Non-combustible	Designated bag	If it does not fit into the bag, treat as bulky waste
い	Clothes case	Bulky waste	Sticker	Affix one sticker per 10 kg
	Chair	Bulky waste	Sticker	Affix one sticker per 10 kg
	Plate glass	Non-combustible	Designated bag	Wrap using newspaper, etc. and label as "危険" (dangerous) on bag
	Scrap lumber	Combustible	Designated bag	
	Single-wheeled cart (wheelbarrow)	Bulky waste	Sticker	Affix one sticker per 10 kg
	18-liter drum	Non-combustible	Designated bag	Rinse the inside and drain the water (treat as bulky waste if large)
	Casting pot (metal)	Non-combustible	Designated bag	
	Earphone	Non-combustible	Designated bag	
	Clothes package (plastic)	Plastic containers and packaging	Designated bag	
	Clothes	Combustible	Designated bag	
	Clothes dryer	Home appliances recycling	—	Have it picked up by the distributor
	Instant food container	Plastic containers and packaging	Designated bag	Rinse the inside and drain the water
う	Pruning wastes	Combustible	Designated bag	
	Flowerpot (plastic)	Combustible	Designated bag	
	Flowerpot (ceramic)	Non-combustible	Designated bag	

*Please contact us for unlisted items.

Garbage Items in Japanese Alphabetical Order

	ITEM	TYPE	HOW TO DISPOSE	NOTES
う	Paper fan	Combustible	Designated bag	
	Watch	Non-combustible	Designated bag	Remove the batteries if any
え	Air conditioner	Home appliances recycling	—	Have it picked up by the distributor
	Air mattress	Combustible	Designated bag	
	Paint tube	Non-combustible	Designated bag	Do not leave any contents
	Electone organ	Bulky waste	Sticker	Affix one sticker per 10 kg
	Pencil	Combustible	Designated bag	
	Pencil sharpener	Non-combustible	Designated bag	
お	Lounge suite	Bulky waste	Sticker	Affix one sticker per 10 kg
	Toaster oven	Non-combustible	Designated bag	
	Microwave oven	Bulky waste	Sticker	Affix one sticker per 10 kg
	Wash tub (wooden/plastic)	Combustible	Designated bag	
	Wet towel bag	Plastic containers and packaging	Designated bag	Do not leave any contents
	Diaper (paper/fabric)	Combustible	Designated bag	Remove dirt
	Diaper cover	Combustible	Designated bag	
	Toys (containing metal)	Non-combustible	Designated bag	Remove the batteries if any
	Toys (plastic)	Combustible	Designated bag	
	Toys - outer box	Paper containers and packaging	Designated bag	
	Organ (music)	Bulky waste	Sticker	Affix one sticker per 10 kg
	Grater (metal)	Non-combustible	Designated bag	
	Grater (plastic)	Combustible	Designated bag	
	Thermometer (without mercury)	Non-combustible	Designated bag	
か	Curtain	Combustible	Designated bag	Cut it short and put it into the dedicated bag
	Curtain rail	Bulky waste	Sticker	Affix one sticker per 10 kg
	Carpet (rug)	Bulky waste	Sticker	Affix one sticker per 10 kg
	Shell	Combustible	Designated bag	
	Flashlight	Non-combustible	Designated bag	Remove the batteries
	Shopping bag (grocery bag/plastic)	Plastic containers and packaging	Designated bag	
	Heating pad (disposable)	Combustible	Designated bag	
	Mirror (hand mirror)	Non-combustible	Designated bag	
	Frame (plastic/wooden)	Combustible	Designated bag	
	Umbrella	Non-combustible	Designated bag	
	Confectionery - can	Cans	Designated bag	Do not leave any contents
	Confectionery - box (paper)	Paper containers and packaging	Designated bag	Do not leave any contents
	Confectionery - box partition (plastic)	Plastic containers and packaging	Designated bag	Do not leave any contents
	Confectionery - bag (paper)	Paper containers and packaging	Designated bag	Do not leave any contents
	Confectionery - bag (vinyl)	Plastic containers and packaging	Designated bag	Do not leave any contents
	Gas stove	Bulky waste	Sticker	Affix one sticker per 10 kg
	Gas range	Bulky waste	Sticker	Affix one sticker per 10 kg
	Gas stove (portable)	Non-combustible	Designated bag	
	Gas cylinder	Non-combustible	Designated bag	
	Cassette tape	Combustible	Designated bag	
	Musical instruments (metal)	Non-combustible	Designated bag	If it does not fit into the bag, treat as bulky waste
	Musical instruments (wooden/plastic)	Combustible	Designated bag	

*Please contact us for unlisted items.

Garbage Items in Japanese Alphabetical Order

	ITEM	TYPE	HOW TO DISPOSE	NOTES
か	Box cutter (without blade)	Non-combustible	Designated bag	
	Box cutter blade	Non-combustible	Designated bag	Wrap using newspaper, etc. and label as "危険物" (dangerous) on bag
	Raincoat	Combustible	Designated bag	
	Cup noodles - cup (plastic)	Plastic containers and packaging	Designated bag	Rinse the inside and drain the water
	Cup noodles - cup (paper)	Paper containers and packaging	Designated bag	Rinse the inside and drain the water
	Cup noodles - outer cover film	Plastic containers and packaging	Designated bag	
	Cup noodles - lid (plastic)	Plastic containers and packaging	Designated bag	Rinse and drain water
	Cup noodles - lid (paper)	Paper containers and packaging	Designated bag	Rinse and drain water
	Cup noodles - seasoning packet	Plastic containers and packaging	Designated bag	Rinse the inside and drain the water
	Cup noodles - soup packet	Combustible	Designated bag	
	Wire netting	Non-combustible	Designated bag	
	Bag (leather products)	Combustible	Designated bag	
	Rice-cooker	Non-combustible	Designated bag	
	Paper waste	Combustible	Designated bag	
	Paper cup	Combustible	Designated bag	
	Paper plate	Combustible	Designated bag	
	Paper bag (for carrying products from stores)	Paper containers and packaging	Designated bag	
	Gum	Combustible	Designated bag	
	Gum - wrapping paper	Paper containers and packaging	Designated bag	Combustible if used to wrap chewing gum
	Gum - outer box	Paper containers and packaging	Designated bag	Do not leave any contents
	Razor (separate blade)	Non-combustible	Designated bag	
	Razor blade	Non-combustible	Designated bag	Wrap using newspaper, etc. and label as "危険物" (dangerous) on bag
	Paper carton (with non-silver interior, such as milk cartons, etc.)	Used paper	String	Rinse, open it and tie up using a string (do not mix it with other used papers)
	Paper carton (with silvered interior)	Paper containers and packaging	Designated bag	Open and rinse it
	Tortoise-shaped scrubbing brush	Non-combustible	Designated bag	
	Camera	Non-combustible	Designated bag	
	Storage cabinet ("color box" in Japanese)	Bulky waste	Sticker	Affix one sticker per 10 kg
	Glassware	Non-combustible	Designated bag	
	Calendar	Combustible	Designated bag	Remove the metal fittings (treat as non-combustible waste if unremovable)
	Leather products (leather shoes, bags, etc.)	Combustible	Designated bag	Remove the metal fittings (treat as non-combustible waste if unremovable)
	Roof tile (small quantity)	Non-combustible	Designated bag	One light truck maximum
	Ventilation fan	Non-combustible	Designated bag	
	Desiccant	Combustible	Designated bag	
	Can (for canned food)	Cans	Designated bag	Rinse the inside and drain the water
	Battery	Hazardous waste	Transparent bag	Put dry batteries into the bag and label as "危険物" (hazardous waste)
	Flower vase	Non-combustible	Designated bag	
き	Wood chips	Combustible	Designated bag	
	Caramel - outer cover film	Plastic containers and packaging	Designated bag	
	Caramel - wrapping paper	Paper containers and packaging	Designated bag	Do not leave any contents
	Caramel - box	Paper containers and packaging	Designated bag	Do not leave any contents
	Hot-water supply system	Bulky waste	Sticker	Affix one sticker per 10 kg
	Dresser	Bulky waste	Sticker	Affix one sticker per 10 kg
	Gimlet, awl	Non-combustible	Designated bag	Wrap using newspaper, etc. and label as "危険物" (dangerous) on bag
	Safe (small-sized)	Non-combustible	Designated bag	

*Please contact us for unlisted items.

Garbage Items in Japanese Alphabetical Order

	ITEM	TYPE	HOW TO DISPOSE	NOTES
カ	Metal cap	Non-combustible	Designated bag	
	Metal wire	Non-combustible	Designated bag	
	Fruit, etc. packaging	Plastic containers and packaging	Designated bag	Rinse the inside and drain the water
	Fruit, etc. packaging outer cover film	Plastic containers and packaging	Designated bag	
	Nail	Non-combustible	Designated bag	
	Grass/weeds	Combustible	Designated bag	
	Comb (plastic)	Combustible	Designated bag	
	Medicine - paper bag	Combustible	Designated bag	
	Medicine (tablet or capsule)	Combustible	Designated bag	
	Medicine - wrapping paper	Combustible	Designated bag	
	Medicine - packaging sheet	Combustible	Designated bag	
	Medicine - bottle (over-the-counter)	Non-combustible	Designated bag	Do not leave any contents
	Lipstick case (plastic)	Plastic containers and packaging	Designated bag	
	Cushion	Combustible	Designated bag	
	Shoes	Combustible	Designated bag	
	Shoes - insole	Combustible	Designated bag	
	Shoes - box	Paper containers and packaging	Designated bag	
	Cleaning bag	Combustible	Designated bag	
	Wheelchair	Bulky waste	Sticker	Affix one sticker per 10 kg
	Plastic file folder	Combustible	Designated bag	
	Crayon	Combustible	Designated bag	
	Crayon - partition (paper)	Paper containers and packaging	Designated bag	
	Crayon - box (paper)	Paper containers and packaging	Designated bag	
	Glove	Combustible	Designated bag	
ケ	Fluorescent tube	Hazardous waste	---	Tie using string or put in the box used at time of purchase
	Calculator	Non-combustible	Designated bag	
	Cellphone	Non-combustible	Designated bag	
	Yarn	Combustible	Designated bag	
	Cake - box (paper)	Paper containers and packaging	Designated bag	Do not leave any contents
	Cosmetics - box (paper)	Paper containers and packaging	Designated bag	
	Cosmetics - container (plastic)	Combustible	Designated bag	Do not leave any contents
	Cosmetics - container (glass)	Non-combustible	Designated bag	Do not leave any contents
	Cosmetics - lid	Plastic containers and packaging	Designated bag	
	Shoe cupboard	Bulky waste	Sticker	Affix one sticker per 10 kg
	Ketchup - outer bag	Plastic containers and packaging	Designated bag	
	Ketchup - container	Plastic containers and packaging	Designated bag	Remove the lid, rinse the inside and drain the water
	Blood pressure gauge (without mercury)	Non-combustible	Designated bag	
	Doormat (fabric)	Combustible	Designated bag	
コ	Tea leaves	Combustible	Designated bag	
	Tea - can	Cans	Designated bag	Do not leave any contents
	Tea bag	Combustible	Designated bag	
	Tea bag - outer bag	Paper containers and packaging	Designated bag	
	Goggles	Non-combustible	Designated bag	
	Coffee maker	Non-combustible	Designated bag	

*Please contact us for unlisted items.

Garbage Items in Japanese Alphabetical Order

	ITEM	TYPE	HOW TO DISPOSE	NOTES
ア	Small electric appliances	Non-combustible	Designated bag	
	Knife	Non-combustible	Designated bag	Wrap using newspaper, etc. and label as "鋭物" (dangerous) on bag
	Mat (soft rushes)	Combustible	Designated bag	If it does not fit into the bag, treat as bulky waste
	Kotatsu heater	Bulky waste	Sticker	Affix one sticker per 10 kg
	Cup (glass)	Non-combustible	Designated bag	
	Rubber glove	Combustible	Designated bag	
	Rubber hose	Combustible	Designated bag	Make it 80 cm or less
	Rice bag (paper)	Used paper	String	
	Golf club	Bulky waste	Sticker	Affix one sticker per 10 kg
	Golf bag	Bulky waste	Sticker	Affix one sticker per 10 kg
	Golf ball	Combustible	Designated bag	
	Concrete fragments (small quantity)	Non-combustible	Designated bag	One light truck maximum
カ	Compact (for cosmetics)	Non-combustible	Designated bag	
	Zaisu (legless chair)	Bulky waste	Sticker	Affix one sticker per 10 kg
	Wallet	Combustible	Designated bag	
	Felt-tip pen	Combustible	Designated bag	
	Fish grill net	Non-combustible	Designated bag	
	Sake - box	Combustible	Designated bag	Items using gold leaf sheet
	Sake pack (with silvered interior)	Paper containers and packaging	Designated bag	Rinse the inside and drain the water
	Sake pack - lid	Plastic containers and packaging	Designated bag	
	Sake - bottle (whiskey/wine)	Bottles	Designated bag	Remove the lid, rinse the inside and drain the water
	Sake - bottle (beer/1.8L bottle)	Bottles	Designated bag	Have the distributor collect it or put out as bottle
	Magazine, advertisement, and book (such as weekly magazine, paperback, notebook, etc.)	Used paper	String	Tie using string into a cross shape (do not mix with newspapers)
	Zabuton (floor cushion)	Combustible	Designated bag	If it does not fit into the bag, treat as bulky waste
	Plate	Non-combustible	Designated bag	
	Tripod	Non-combustible	Designated bag	
	Tricycle	Bulky waste	Sticker	Affix one sticker per 10 kg
シ	Bedsheet	Combustible	Designated bag	
	CD / CD case	Combustible	Designated bag	
	Magnet	Non-combustible	Designated bag	
	Shichirin (portable charcoal grill)	Bulky waste	Sticker	Affix one sticker per 10 kg
	Poultice	Combustible	Designated bag	
	Bicycle	Bulky waste	Sticker	Affix one sticker per 10 kg
	Mechanical pencil	Non-combustible	Designated bag	
	Photo	Combustible	Designated bag	
	Shower curtain (vinyl)	Combustible	Designated bag	
	Shampoo and conditioner - container	Plastic containers and packaging	Designated bag	Remove the lid, rinse the inside and drain the water
	Juicer	Non-combustible	Designated bag	
	Shredder waste	Combustible	Designated bag	
	Ruler (metal)	Non-combustible	Designated bag	
	Ruler (plastic)	Combustible	Designated bag	
	Medicine wrappings	Plastic containers and packaging	Designated bag	
	Shoji screen	Bulky waste	Sticker	Affix one sticker per 10 kg
	Lighting equipment	Non-combustible	Designated bag	

*Please contact us for unlisted items.

Garbage Items in Japanese Alphabetical Order

	ITEM	TYPE	HOW TO DISPOSE	NOTES
し	Soy sauce bottle	Bottles	Designated bag	Remove the lid, rinse the inside and drain the water
	Vinyl products with food, etc.	Combustible	Designated bag	
	Food tray	Plastic containers and packaging	Designated bag	Rinse the inside and drain the water
	Dehumidifying agent	Non-combustible	Designated bag	
	Tableware (ceramic)	Non-combustible	Designated bag	
	Tableware (plastic)	Combustible	Designated bag	
	Tableware dryer	Bulky waste	Sticker	Affix one sticker per 10 kg
	Kitchen cupboard	Bulky waste	Sticker	Affix one sticker per 10 kg
	Newspaper (inserts)	Used paper	String	Tie using string into a cross shape
す	Thermometer (containing mercury)	Hazardous waste	Designated bag	Label as "00000" (hazardous waste) on the bag
	Blood pressure gauge (containing mercury)	Hazardous waste	Designated bag	Label as "00000" (hazardous waste) on the bag
	Clinical thermometer (containing mercury)	Hazardous waste	Designated bag	Label as "00000" (hazardous waste) on the bag
	Swimming goggles	Non-combustible	Designated bag	
	Water bottle	Non-combustible	Designated bag	
	Rice cooker	Bulky waste	Sticker	Affix one sticker per 10 kg
	Suitcase	Bulky waste	Sticker	Affix one sticker per 10 kg
	Ski shoes	Non-combustible	Designated bag	
	Ski goods	Bulky waste	Sticker	Affix one sticker per 10 kg
	Sushi oke (wooden bowl for sushi rice)	Combustible	Designated bag	
	Sudare window blind	Combustible	Designated bag	If it does not fit into the bag, treat as bulky waste
	Steel can	Cans	Designated bag	Rinse the inside and drain the water
	Stereo	Bulky waste	Sticker	Affix one sticker per 10 kg
	Stove	Bulky waste	Sticker	Affix one sticker per 10 kg (remove batteries and kerosene)
	Stocking - plastic bag (vinyl)	Plastic containers and packaging	Designated bag	
	Drinking straw	Combustible	Designated bag	
	Drinking straw - packaging (paper)	Paper containers and packaging	Designated bag	
	Drinking straw - packaging (plastic)	Plastic containers and packaging	Designated bag	
	Speaker	Bulky waste	Sticker	Affix one sticker per 10 kg
	Spoon (metal)	Non-combustible	Designated bag	
	Spoon (plastic)	Combustible	Designated bag	
	Spray can	Non-combustible	Designated bag	Use up all the contents and be sure to poke a hole through
	Spray can - lid	Plastic containers and packaging	Designated bag	
	Sponge	Combustible	Designated bag	
	Kitchen mortar	Non-combustible	Designated bag	
せ	Ice tray	Non-combustible	Designated bag	
	Sanitary hygiene products	Combustible	Designated bag	
	Soap	Combustible	Designated bag	
	Soap - box	Paper containers and packaging	Designated bag	
	Soap - bag (plastic)	Plastic containers and packaging	Designated bag	
	Scotch tape	Combustible	Designated bag	
	Scotch tape - core	Combustible	Designated bag	
	Scotch tape - outer box	Paper containers and packaging	Designated bag	
	Scotch tape - cutter	Non-combustible	Designated bag	
	Detergent container (paper)	Paper containers and packaging	Designated bag	Do not leave any contents

*Please contact us for unlisted items.

Garbage Items in Japanese Alphabetical Order

	ITEM	TYPE	HOW TO DISPOSE	NOTES
せ	Detergent container (plastic)	Plastic containers and packaging	Designated bag	Remove the lid, rinse the inside and drain the water
	Sensu, folding fan (wooden/plastic)	Combustible	Designated bag	
	Sensu, folding fan (iron)	Non-combustible	Designated bag	
	Washing machine	Home appliances recycling	—	Have it picked up by the distributor
	Clothespin (metal)	Non-combustible	Designated bag	
	Clothespin (plastic)	Combustible	Designated bag	
	Pruned branch	Combustible	Designated bag	
	Bottle opener	Non-combustible	Designated bag	
	Electric fan	Bulky waste	Sticker	Affix one sticker per 10 kg
	Washbasin (iron)	Non-combustible	Designated bag	
	Washbasin (plastic)	Combustible	Designated bag	
そ	Artificial flowers (containing wire)	Non-combustible	Designated bag	
	Binoculars	Non-combustible	Designated bag	
	Vacuum cleaner	Bulky waste	Sticker	Affix one sticker per 10 kg
	Vacuum cleaner - waste	Combustible	Designated bag	
	Sauce - bottle	Bottles	Designated bag	Remove the lid, rinse the inside and drain the water
	Sauce - container (plastic)	Plastic containers and packaging	Designated bag	Remove the lid, rinse the inside and drain the water
	Sauce - container lid	Plastic containers and packaging	Designated bag	Rinse and drain water
	Sofa	Bulky waste	Sticker	Affix one sticker per 10 kg
	Abacus	Combustible	Designated bag	
	Clinical thermometer (without mercury)	Non-combustible	Designated bag	
	Body weight scale	Non-combustible	Designated bag	
た	Heat-resistant glass	Non-combustible	Designated bag	
	Timer	Non-combustible	Designated bag	
	Cotton blanket ("towelket" in Japanese)	Combustible	Designated bag	
	Bamboo skewer	Combustible	Designated bag	
	Tatami	Bulky waste	Sticker	Affix one sticker per 10 kg
	Deodorant	Combustible	Designated bag	
	Plastic container	Combustible	Designated bag	
	Cigarette	Combustible	Designated bag	
	Cigarette - outer film	Plastic containers and packaging	Designated bag	
	Cigarette - box	Paper containers and packaging	Designated bag	Do not leave any contents
	Egg cutter	Non-combustible	Designated bag	
	Egg - box (paper)	Paper containers and packaging	Designated bag	
	Egg - box (plastic)	Plastic containers and packaging	Designated bag	
	Onion - netting	Plastic containers and packaging	Designated bag	
	Scrubbing brush	Non-combustible	Designated bag	
	Chest	Bulky waste	Sticker	Affix one sticker per 10 kg
	Corrugated cardboard	Used paper	String	Maximum 1 m x 1.5 m. Tie up using string into a cross shape
ち	Chain (metal)	Non-combustible	Designated bag	
	Child safety seat	Bulky waste	Sticker	Affix one sticker per 10 kg
	Tea canister (bamboo-made/wooden)	Combustible	Designated bag	
	Rice bowl	Non-combustible	Designated bag	
	Tube (of wasabi or mustard)	Plastic containers and packaging	Designated bag	Use it all up, remove the lid, rinse the inside, and drain the water

*Please contact us for unlisted items.

Garbage Items in Japanese Alphabetical Order

	ITEM	TYPE	HOW TO DISPOSE	NOTES
ち	Carving knife	Non-combustible	Designated bag	Wrap using newspaper, etc. and label as "危険" (dangerous) on bag
	Seasoning bottles	Bottles	Designated bag	Remove the lid, rinse the inside and drain the water
	Dustpan (metal)	Non-combustible	Designated bag	
	Dustpan (plastic)	Combustible	Designated bag	
つ	Cane (iron)	Non-combustible	Designated bag	If it does not fit into the bag, treat as bulky waste
	Cane (wooden)	Combustible	Designated bag	If it does not fit into the bag, treat as bulky waste
	Desk (wooden/steel)	Bulky waste	Sticker	Affix one sticker per 10 kg
	Toy block	Combustible	Designated bag	
	Nail clipper	Non-combustible	Designated bag	
	Fishing line	Combustible	Designated bag	
	Fishing rod	Non-combustible	Designated bag	
て	Tissue box	Paper containers and packaging	Designated bag	
	Tissue box - opening film	Plastic containers and packaging	Designated bag	
	DVD	Combustible	Designated bag	
	Table	Bulky waste	Sticker	Affix one sticker per 10 kg
	Digital camera	Non-combustible	Designated bag	
	Letter	Combustible	Designated bag	
	Handcart	Bulky waste	Sticker	Affix one sticker per 10 kg
	Desk mat	Combustible	Designated bag	
	Television	Home appliances recycling	—	Have it picked up by the distributor
	Telephone card	Combustible	Designated bag	
	Electric appliances - empty box	Paper containers and packaging	Designated bag	If corrugated cardboard, treat as used paper
	Cushioning materials for electric appliances	Plastic containers and packaging	Designated bag	
	Electric razor	Non-combustible	Designated bag	
	Electric carpet	Bulky waste	Sticker	Affix one sticker per 10 kg
	Electric code	Non-combustible	Designated bag	
	Electric lamp	Non-combustible	Designated bag	
	Electric blanket	Bulky waste	Sticker	Affix one sticker per 10 kg
	Light bulb	Non-combustible	Designated bag	Wrap using newspaper, etc. and label as "危険" (dangerous) on bag
	Microwave	Bulky waste	Sticker	Affix one sticker per 10 kg
	Electric bed	Bulky waste	Sticker	Affix one sticker per 10 kg
	Tempura frying oil	Combustible	Designated bag	Soak in using cloth or paper
	Telephone	Non-combustible	Designated bag	
と	Ceramics	Non-combustible	Designated bag	
	Rattan products	Combustible	Designated bag	
	Mounted animal	Combustible	Designated bag	
	Tofu container	Plastic containers and packaging	Designated bag	Rinse the inside and drain the water
	Kerosene pump (plastic)	Combustible	Designated bag	
	Kerosene pump (electric)	Non-combustible	Designated bag	
	Toaster	Non-combustible	Designated bag	
	Clock	Non-combustible	Designated bag	
	Galvanized steel	Bulky waste	Sticker	Affix one sticker per 10 kg
	Clay pot	Non-combustible	Designated bag	
	Screwdriver	Non-combustible	Designated bag	

*Please contact us for unlisted items.

Garbage Items in Japanese Alphabetical Order

	ITEM	TYPE	HOW TO DISPOSE	NOTES
と	Hairdryer	Non-combustible	Designated bag	
	Playing cards	Combustible	Designated bag	
	Dressing container (bottle)	Bottles	Designated bag	Remove the lid, rinse the inside and drain the water
	Dressing container (plastic)	Plastic containers and packaging	Designated bag	Remove the lid, rinse the inside and drain the water
な	Sink	Bulky waste	Sticker	Affix one sticker per 10 kg
	Natto container	Combustible	Designated bag	
	Cooking pan	Non-combustible	Designated bag	
	Kitchen waste	Combustible	Designated bag	
	Garbage disposal unit (electric)	Bulky waste	Sticker	Affix one sticker per 10 kg
	Corrugated sheeting	Combustible	Designated bag	If it does not fit into the bag, treat as bulky waste
に	Garden broom	Non-combustible	Designated bag	
	Doll (paper/fabric)	Combustible	Designated bag	
ぬ	Stuffed animal	Combustible	Designated bag	
	Medical cream - tube (metal)	Non-combustible	Designated bag	
	Medical cream - tube (plastic)	Combustible	Designated bag	
	Cloth	Combustible	Designated bag	
ね	Negative film	Combustible	Designated bag	
	Tie	Combustible	Designated bag	
	Cat litter (burnable)	Combustible	Designated bag	
の	Saw	Non-combustible	Designated bag	
	Glue tube	Plastic containers and packaging	Designated bag	Remove the lid, rinse the inside and drain the water
は	Harmonica	Non-combustible	Designated bag	
	Ashtray	Non-combustible	Designated bag	
	Pipe (vinyl chloride, plastic)	Combustible	Designated bag	
	Pipe (metal)	Non-combustible	Designated bag	
	Postcard	Combustible	Designated bag	
	Footwear	Combustible	Designated bag	
	Bucket (metal)	Non-combustible	Designated bag	
	Bucket (plastic)	Combustible	Designated bag	
	Scissors	Non-combustible	Designated bag	
	Chopsticks	Combustible	Designated bag	
	Chopsticks case (wooden/plastic)	Combustible	Designated bag	
	Computer	—	—	Have the manufacturer collect it
	Butter - outer box	Paper containers and packaging	Designated bag	
	Butter - container (plastic)	Plastic containers and packaging	Designated bag	
	Smoke candle (after use)	Combustible	Designated bag	
	Bat (metal)	Non-combustible	Designated bag	
	Bat (wooden)	Combustible	Designated bag	
	Styrene foam	Plastic containers and packaging	Designated bag	If dirty or odorous, treat as combustible
	Fireworks (after use)	Combustible	Designated bag	
	Toothbrush	Combustible	Designated bag	
	Toothbrush - container	Plastic containers and packaging	Designated bag	
	Toothbrush - container cardboard	Paper containers and packaging	Designated bag	
	Toothpaste tube (plastic)	Plastic containers and packaging	Designated bag	Remove the lid, rinse the inside and drain the water

*Please contact us for unlisted items.

Garbage Items in Japanese Alphabetical Order

	ITEM	TYPE	HOW TO DISPOSE	NOTES
は	Bladed tools	Non-combustible	Designated bag	Wrap using newspaper, etc. and label as "危険" (dangerous) on bag
	Wire	Non-combustible	Designated bag	
	Hanger	Non-combustible	Designated bag	Combustible if plastic hangers
	Hanger (plastic)	Combustible	Designated bag	Combustible even with a plastic mark
	Handkerchief	Combustible	Designated bag	
	Cooking utensil kit	Non-combustible	Designated bag	
	Band (leather)	Combustible	Designated bag	Remove the metal as much as possible
	Handbag (leather)	Combustible	Designated bag	Remove the metal as much as possible
	Bread bag (vinyl)	Plastic containers and packaging	Designated bag	Do not leave any contents
	Hammock	Combustible	Designated bag	
ひ	Beach ball	Combustible	Designated bag	
	Videotape	Combustible	Designated bag	
	Plastic sheet (vinyl)	Combustible	Designated bag	
	Vinyl products	Combustible	Designated bag	
	Vinyl pipe	Combustible	Designated bag	
	Vinyl pool	Combustible	Designated bag	
	Shopping bag (vinyl)	Combustible	Designated bag	
	Vinyl hose	Combustible	Designated bag	
	Hibachi brazier (metal)	Non-combustible	Designated bag	
	Hibachi brazier (ceramic)	Non-combustible	Designated bag	
	Ice bag	Combustible	Designated bag	
	Fax machine (for home use)	Bulky waste	Sticker	Affix one sticker per 10 kg
	Fan heater	Bulky waste	Sticker	Put one sticker per 10 kg (remove kerosene)
ふ	Film	Combustible	Designated bag	
	Film case (for camera)	Plastic containers and packaging	Designated bag	Remove the lid
	Film case - box	Paper containers and packaging	Designated bag	
	Envelope	Combustible	Designated bag	
	Whistle	Combustible	Designated bag	Wooden/plastic
	Fusuma (papered sliding door)	Bulky waste	Sticker	Affix one sticker per 10 kg
	Buddhist altar	Bulky waste	Sticker	Please remove after holding a memorial service
	Writing brush	Combustible	Designated bag	
	Futon (bedding)	Bulky waste	Sticker	Affix one sticker per 10 kg
	Frying pan	Non-combustible	Designated bag	
	Window shades	Bulky waste	Sticker	Affix one sticker per 10 kg
	Brush (plastic)	Combustible	Designated bag	
	Plastic products	Combustible	Designated bag	
	Plastic model	Combustible	Designated bag	
	Planter	Combustible	Designated bag	If it does not fit into the bag, treat as bulky waste
	Printer (for home use)	Bulky waste	Sticker	Affix one sticker per 10 kg
	Pudding - container	Plastic containers and packaging	Designated bag	Remove the lid, rinse the inside and drain the water
	Block (small quantity)	Non-combustible	Designated bag	One light truck maximum
	Floppy disk	Combustible	Designated bag	
	Stationery (plastic)	Combustible	Designated bag	
へ	Bed (without bedspring units)	Bulky waste	Sticker	Dismantle it, remove the spring, and affix one sticker per 10 kg

*Please contact us for unlisted items.

Garbage Items in Japanese Alphabetical Order

	ITEM	TYPE	HOW TO DISPOSE	NOTES
へ	PET bottle (for beverages, soy sauce, etc.)	PET	Designated bag	Remove the lid, rinse the inside and drain the water
	PET bottle (for oil and sauce)	Combustible	Designated bag	Treat as combustible, since dirt is difficult to remove
	PET bottle - cap	Plastic containers and packaging	Designated bag	
	PET bottle - label	Plastic containers and packaging	Designated bag	
	Headphone	Non-combustible	Designated bag	
	Baby buggy	Bulky waste	Sticker	Affix one sticker per 10 kg
	Belt	Combustible	Designated bag	
	Helmet	Combustible	Designated bag	
	Toilet	Bulky waste	Sticker	Affix one sticker per 10 kg
	Pliers	Non-combustible	Designated bag	
	Lunch box (purchased at stores)	Combustible	Designated bag	
	Lunch box - dishing container	Plastic containers and packaging	Designated bag	Remove the lid, rinse the inside and drain the water
ほ	Hat	Combustible	Designated bag	
	Broom (without metal)	Combustible	Designated bag	
	Wrapping paper	Paper containers and packaging	Designated bag	
	Insect repellent (used)	Non-combustible	Designated bag	
	Kitchen knife	Non-combustible	Designated bag	Wrap using newspaper, etc. and label as "危険" (dangerous) on bag
	Hose (rubber)	Combustible	Designated bag	
	Ball (sports equipment)	Combustible	Designated bag	
	Ballpoint pen	Non-combustible	Designated bag	
	Stapler	Non-combustible	Designated bag	
	Pot	Non-combustible	Designated bag	
	Polyethylene tank	Combustible	Designated bag	
	Refrigerant	Combustible	Designated bag	
	Pillow	Combustible	Designated bag	Remove the metal as much as possible
	Permanent marker (containing metal)	Non-combustible	Designated bag	
	Permanent marker (plastic)	Combustible	Designated bag	
	Massage machine	Bulky waste	Sticker	Affix one sticker per 10 kg
	Massage chair	Bulky waste	Sticker	Affix one sticker per 10 kg
	Mattress (without spring units)	Bulky waste	Sticker	Dismantle it, remove the spring, and affix one sticker per 10 kg
ま	Match	Combustible	Designated bag	
	Match - box	Paper containers and packaging	Designated bag	Do not leave any contents
	Window glass	Non-combustible	Designated bag	
	Cutting board (wooden/plastic)	Combustible	Designated bag	
	Thermos	Non-combustible	Designated bag	
	Mayonnaise - outer bag	Plastic containers and packaging	Designated bag	
	Mayonnaise - container	Plastic containers and packaging	Designated bag	Remove the lid, rinse the inside and drain the water
	Orange - netting	Plastic containers and packaging	Designated bag	
	Mixer (for home use)	Non-combustible	Designated bag	
	Sewing machine	Bulky waste	Sticker	Affix one sticker per 10 kg
	Milk - can	Cans	Designated bag	Remove the lid, rinse the inside and drain the water
	Glasses	Non-combustible	Designated bag	
	Cotton swab	Combustible	Designated bag	

*Please contact us for unlisted items.

Garbage Items in Japanese Alphabetical Order

	ITEM	TYPE	HOW TO DISPOSE	NOTES
も	Blanket	Combustible	Designated bag	If it does not fit into the bag, treat as bulky waste
	Rice cake maker	Bulky waste	Sticker	Affix one sticker per 10 kg
	Mop	Combustible	Designated bag	Remove the metal as much as possible
	Clothes pole	Bulky waste	Sticker	Affix one sticker per 10 kg
	Clothes-drying platform	Bulky waste	Sticker	Affix one sticker per 10 kg
や	Kettle	Non-combustible	Designated bag	
ゆ	Water heater	Bulky waste	Sticker	Affix one sticker per 10 kg
よ	Yogurt - cup (paper)	Paper containers and packaging	Designated bag	Remove the lid, rinse the inside and drain the water
	Yogurt - cup (plastic)	Plastic containers and packaging	Designated bag	Remove the lid, rinse the inside and drain the water
	Yogurt - cardboard for 3-cup set products	Paper containers and packaging	Designated bag	
	Yogurt - lid (paper)	Paper containers and packaging	Designated bag	
	Yogurt - lid (plastic)	Plastic containers and packaging	Designated bag	
	Bathtub	Bulky waste	Sticker	Affix one sticker per 10 kg
	Bathtub cover (wooden/plastic)	Combustible	Designated bag	If it does not fit into the bag, treat as bulky waste
ら	Lighter	Non-combustible	Designated bag	Use up the contents
	Racket	Non-combustible	Designated bag	
	Radio	Non-combustible	Designated bag	
	Radio cassette tape recorder	Non-combustible	Designated bag	
	Plastic wrap	Combustible	Designated bag	
	Plastic wrap - core	Combustible	Designated bag	
	Plastic wrap - blade (metal)	Non-combustible	Designated bag	
	Plastic wrap - box	Paper containers and packaging	Designated bag	Do not leave any contents
	Randsel (schoolchild's satchel)	Combustible	Designated bag	
り	Treadmill	Bulky waste	Sticker	Affix one sticker per 10 kg
	Remote control	Non-combustible	Designated bag	Remove the batteries
れ	Refrigerator	Home appliances recycling	—	Have it picked up by the distributor
	Freezer	Home appliances recycling	—	Have it picked up by the distributor
	LP record	Combustible	Designated bag	
	Shopping bag	Plastic containers and packaging	Designated bag	
	Boil-in-the-bag food - inner bag	Combustible	Designated bag	Treat as combustible, since dirt is difficult to remove
	Boil-in-the-bag food - outer box	Paper containers and packaging	Designated bag	Do not leave any contents
	Brick (small quantity)	Non-combustible	Designated bag	One light truck maximum
ろ	Candle	Combustible	Designated bag	
	Rope	Combustible	Designated bag	
	Locker	Bulky waste	Sticker	Affix one sticker per 10 kg
わ	Word processor	Bulky waste	Sticker	Affix one sticker per 10 kg
	Word processor - ink ribbon	Combustible	Designated bag	
	Word processor - ink ribbon outer box	Paper containers and packaging	Designated bag	
	Business shirts - cardboard	Paper containers and packaging	Designated bag	
	Business shirts - outer bag	Plastic containers and packaging	Designated bag	
	Rubber band	Combustible	Designated bag	
	Disposable chopsticks	Combustible	Designated bag	
	Disposable chopsticks - bag (paper)	Paper containers and packaging	Designated bag	
	Disposable chopsticks - bag (vinyl)	Plastic containers and packaging	Designated bag	
	Bottle fragments (small pieces)	Non-combustible	Designated bag	Wrap using newspaper, etc. and label as "危険" (dangerous) on bag

*Please contact us for unlisted items.

Things that cannot be accepted by the Ochi Clean Center

• Consult a medical institution.

Medical waste




• Consult a distributor or a vendor


Azenami (corrugated sheeting)	Explosives (unused fireworks, etc.)	Solar water heaters (including panels)
Inehade (rice rack, made of iron)	Fishing net	Electric cart
Pesticide	Safe (large-sized)	Poisonous or toxic substances
Pesticide container (other than paper)	Small incinerator	Drum can
Agricultural vinyl/nylon	Copying machine (large-sized)	Waste oil (other than household edible oil)
Greenhouse pipe	Automotive parts	Smoke candle (unused)
Fertilizer bag	Fire extinguisher	Battery (car, motorcycle, etc.)
Engine agricultural machinery (mower, chainsaw, etc.)	Mattress with springs	Generator
Motorcycle	Tires (automobile/motorcycle)	Tombstone
Gas cylinder (LP/propane, etc.)	Tire wheel (automobile/motorcycle)	Chemicals
		Button battery
Roof tiles, concrete fragments, blocks and bricks (large quantity)		
*Large quantity: Not acceptable if it does not fit in a light truck.		



Pesticide



Motorcycle



Please ask the vendor to dispose of spring mattresses.

(We can accept these if broken down into springs and cloth.)



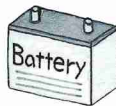
Electric cart



Tire



Fire extinguisher



Battery



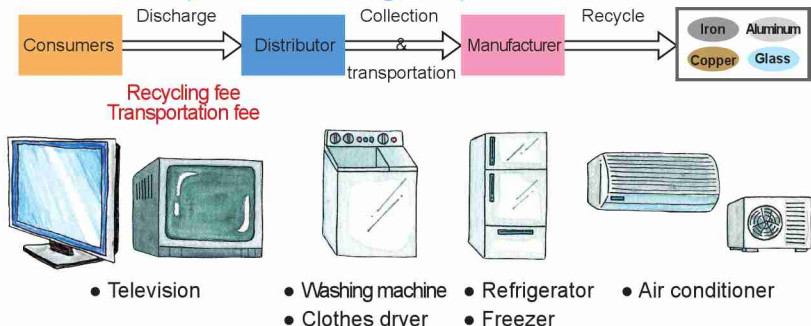
Gas cylinder

Industrial waste (construction waste, agricultural waste, etc.)

Please ask the vendor for disposal.

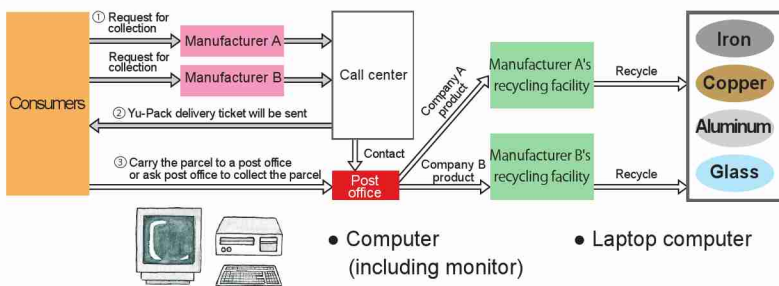
Home Appliance Recycling Act applicable products

Televisions, refrigerators, freezers, washing machines, clothes dryers, air conditioners



Please ask the distributor to pick them up according to the Home Appliance Recycling Act.

Computers



- Since October 1, 2003, the manufacturers have been collecting computers based on the Act on the Promotion of Effective Utilization of Resources.
- The following procedures will allow you to have computers no longer in use collected by the manufacturer.

(It may not be applicable for some computer manufacturers.

For details, please contact the manufacturer of your computer.)

- Contact the manufacturer.
- Pack the computer, and affix the delivery ticket sent from the computer manufacturer.
- Carry the parcel to a post office or ask post office to collect the parcel.

A collection fee is required if you request the manufacturer for collection.

A collection fee is not required for computers purchased after 2003

(bearing the PC recycling mark).

Industrial waste will not be accepted for collection

- Industrial waste is not accepted at Ochi Clean Center. The waste generated by business activities should be properly handled by the company itself.

Careless dumping is illegal!

- It is illegal to throw garbage (which is difficult to dispose of) away into mountains, rivers, or rice fields.
- A person or a company dumping garbage illegally will be punished by law!

Bringing garbage directly

- You can bring garbage directly to the Ochi Clean Center on weekdays (excluding Saturdays, Sundays, and holidays) from 9:00 am to 3:00 pm.
- Please contact Ochi Clean Center if you are going to bring in a large amount of garbage at once.
- The fee for bringing in garbage is 40 yen per 10kg for household garbage and 80 yen per 10kg for industrial waste.
- Please sort this garbage in the same manner as collected garbage.
- If the garbage is unsorted, we may refuse to accept it.
- For large items such as furniture, we may ask you to disassemble it when bringing it in.
- Please put it into a bag other than the designated garbage bag and bring it in.
- Please make sure that the garbage will not scatter during transportation.

For information on how to dispose of garbage, please contact below

Ochi Clean Center TEL72-1701
(3083-6, Kawakudari, Kawamoto Town)

Kawamoto Town Office
Civic Life Division
TEL72-0632

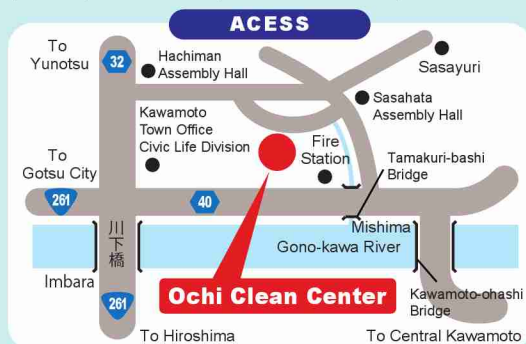
Misato Town Office
Residential Affairs Division
TEL75-1213

Misato Town Office
Daiwa Branch
TEL82-3121

Ohnan Town Office
Residential Affairs Division
TEL95-1114

Ohnan Town Office
Mizuho Branch
TEL83-1121

Ohnan Town Office
Hasumi Branch
TEL87-0221



Issued in August 2019